


CE ISO-9001 TÜV NORD

Platinum series

LMG
LEADERMAC

MC 2020 08



*Leadership Through Performance
and Reliability*

Platinum series

LMG
LEADERMAC

Extensive Sales Net Around the Globe



LEADERMAC 4-SIDE MOULDERS HELP CUSTOMERS STAY COMPETITIVE

Quality Features Add More Value to Your Production



Established in 1972, Leadermac Machinery Co., Ltd. has more than 48 years of experience in R & D, design and manufacturing of 4-side moulders. Over the years, we have remained dedicated to the constant development of higher performance machines to help our customers stay competitive.



WIDE RANGE OF APPLICATIONS

Leadermac offers a wide variety of 4-side moulders for machining various wood products.


- Finger-joint wood
- Wood flooring
- Solid wood doors
- Cabinets
- Desks
- Chairs
- Stairs
- Office furniture
- Beams
- Wallboards
- Picture frames

series Platinum

LEADERMAC Platinum series

LEADERMAC's wide variety of 4 side moulders have all the very latest technology for increased productivity. These heavy duty moulders are designed to provide fast cutting speeds and the best accuracy. The machines are precision manufactured by our highly skilled technicians - plus Leadermac service, training, and moulding know-how is offered. No matter what your moulding jobs call for, there is a Leadermac 4 side moulder that's right for you.





EXTREMELY SHORT FEEDING CAPABILITY
 The cutting heads are specially designed so that there is a uniquely short distance between them. This results in a superior moulding finish.

Integrating Many Fine Features You've Come to Expect World Class Moulding Solutions

OUTSTANDING FEATURES:

- Standard Machines 4 – 8 Heads (Special Machines from 1 to 8 Heads).
- 230, 260, 300mm (9", 10.2", 12") Wide x 150, 200mm (6", 8") Thick.
- 1-piece, Cast Iron Machine Frame is specially heat treated for maximum stability and rigidity as standard – wonderful for vibration absorption (for Std. Configuration machines).
- Table Surfaces, hard hard-chrome plated for maximum wear resistance as standard.
- Feed speeds of up to 30mpm (100fpm) are standard with VFD Drive.
- More powered Top & Bottom Feed Rolls than most of our competition.
- Each spindle is driven by an individual motor for powerful machining and easy control.
- Adjustment of each spindle can be easily performed using the front adjustment controls.
- The full safety enclosure serves as a chip guard and helps to reduce noise.
- Pneumatic pressure of the feed rollers can be easily set to provide an outstanding feeding effect. Top Infeed, Midfeed & Outfeed Rolls each have there own pressure settings. Combination Pressure Gauges & Regulators mounted on the Outside of the enclosure support column.




With fine features to give you the winning edge in 4 side moulding.




FEED TABLE

The entire Cast Iron – Chromed Infeed table is normalization heat treated for maximum stability. Infeed Table adjustment is quickly accomplished by means of a quick-setting levers.



POWERED INFEEED BOTTOM ROLLER

Powered Infeed Bottom Roller (actually More Powered Top & Bottom Feed Rolls then almost all of our competition. The smooth initial feeding of the stock is achieved by means of the independently powered infeed rollers.



LIFTABLE AUXILIARY FEED ROLLER

The short stock powered feed mechanism provides added smoothness for short workpiece feeding. The auxiliary feed rollers are power driven for effortless feeding effect, and are quick-liftable for convenient cutterhead change or setup.



ACCURATE PRESSURE DISPLAY

The position of the Top Head Chip Breakers & Pressure Plates are accurately displayed by digital counters. This increases cutting stability.



CONTROLLER

The speed is VFD Inverter controlled, and all electrical components meet CE, UL & CSA standards.



EASYSET CONTROLLER (OPT.)

Touch Screen Control

- 5.7" HMI (Memory 200 sets)
- Automatic machine quick setup
- Easy and powerful functionality
- Workpiece settings on left and top axes as desired
- The width and thickness setting can be easily set using the programmable controller
- The desired values for thickness are displayed on and LED readout



SMARTSET CONTROLLER(OPT.)

Touch Screen Control.

- 9" HMI (Memory 300 sets)
- Automatic machine quick setup
- Easy and powerful functionality
- Setworks on any axis as desired
- The Motorized Axes: derived by inverter, transmitted by ball screw, feedback by encoder
- The desired values for radial and axial are displayed on HMI.



PROSET CONTROLLER (OPT.)

- 19" panel PC
- Product library (1000 sets)
- Knife library (10,000 sets)
- Automatic machine quick setup
- Easy and powerful functionality
- Workpiece settings on any axis as desired
- The width and thickness settings can be easily set using the programmable controller
- All axes are equipped with ballscrews and rotary encoders for feedback position control, providing high positioning accuracy and better cutting quality
- The desired values for width and thickness can be conveniently pre-set and are displayed on an LED readout

A Wide Range of Spindle Configurations

(Other configurations available on request)



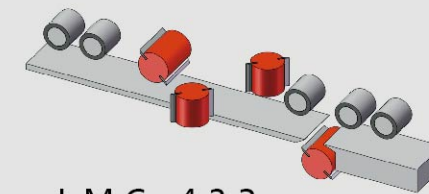
Spindle configuration

STANDARD EQUIPMENT:	LMC-223P to LMC-823P	2 Heads to 8 Heads
Working Width (at a tool cutting circle of 140mm)	15-230mm (0.59"-9.1")	to 260 or 300mm (10.2" or 12" optional)
Working Height (at a tool cutting circle of 163mm)	10-150mm (0.39"-6")	to 6-200mm (to 1/4"-8" optional)
Number of Spindles, min-max	1 to 8 Heads/Spindles	All different types of Spindle Configurations - optional
Universal Last Head or Rip Saw Attachment	Available - option	
Basic motor Capacity of Feed - VFD - Variable Frequency Drive	3.7KW / 5HP	
Feed speed, infinitely variable by frequency driven motor	6 - 30 m/min (20 - 100 fpm)	
Basic Motor Capacity per Spindle	7.5KW / 10HP Vert & 11KW/15HP Hor.	to 18.5KW/25HP - optional
Spindle Speed	6000 RPM	7200 RPM or 8000 RPM
Spindle Diameter	40mm (1.6")	50mm, 1 1/2", 1 13/16"
Tool cutting circle, first bottom spindle, min-max	125-160mm (4.9"-6.3")	
Tool cutting circle, vertical spindles, left, min-max	112-200mm (4.4"-7.9")	
Tool cutting circle, vertical spindles, right, min-max	112-200mm (4.4"-7.9")	
Tool cutting circle, horizontal spindles, top, min-max	112-200mm (4.4"-7.9")	
Tool cutting circle, horizontal spindles, bottom, min-max	112-200mm (4.4"-7.9")	
Feed roller diameter	140mm (5.5")	
Top Feed roller width - each roll with multiples on all Top shafts	3 x 50mm (2")	
Bottom Feed Roll Width	Full Width	
Pneumatic pressure for feed rollers, max	6 bar (85psi)	
Adjustment range for Infeed Table	10mm (0.4")	
Adjustment range for Edge-jointing Fence	10mm (0.4")	
Adjustment range of Vertical Spindles (axial)	40mm (1.58")	100mm (4") - optional with networks if desired
Adjustment range of Horizontal Spindles (axial)	20mm (0.79")	
Length of the straightening table	2M (78.7")	1.5M, 2.5M or 3M (58", 98" or 120" - optional)
Diameter of Dust Hood for vertical spindle	125mm (5")	
Diameter of Dust Hood for horizontal spindle	125mm (5")	
Chainless Cardan Shaft Feed System w/ HD Gearboxes	Standard	
Motorized vertical adjustment of feed beam	Standard	
Lateral pressure roller opposite first right spindle	Spring Tensioned Standard	Pneumatic Tensioned - optional
Sectional Radial Lift - Linage Style Top Head Chipbreakers	Spring Tensioned Standard	Pneumatic Tensioned - optional
Mechanical digital readouts for the pressure shoes & hold-down unit	Standard	Metric or Inch Readouts
Mechanical Digital Readouts on all Spindle Axis	Single - Std.	Dual on Near Side, & Tops - Radial Readouts & Quik Set - optional
Central location of all lubrication points at the front of the machine	Standard	
Auto Table Lube System	Standard	
Full sound and safety enclosure	Standard	

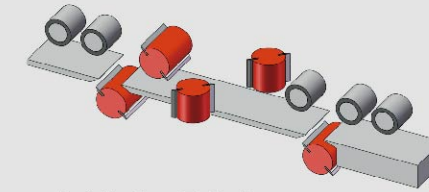
● All specifications, dimensions and design characteristics are subject to change without notice.

SOME OPTIONAL EQUIPMENT

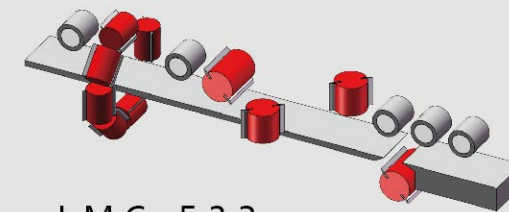
- A Wide Range of Spindle Configurations
- Readouts and Library or Stored Information
- Quick Axial set to Side heads for Pattern stacking
- Split Top Head Pressure Plates
- Tilting Top Pressure Plates



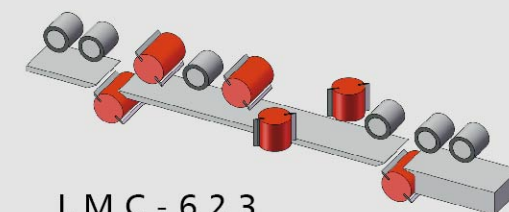
LMC - 4 2 3
4-SPINDLE



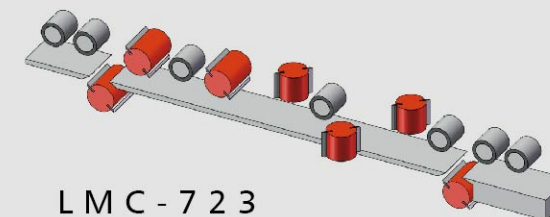
LMC - 5 2 3
5-SPINDLE



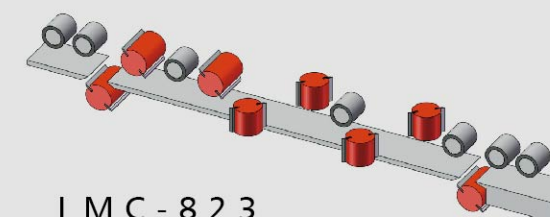
LMC - 5 2 3
5-SPINDLE (with universal spindle)



LMC - 6 2 3
6-SPINDLE



LMC - 7 2 3
7-SPINDLE



LMC - 8 2 3
8-SPINDLE

Quality Features Add More Value to Your Production

Leadership Through Performance and Reliability

LEADERMAC's wide variety of 4-side moulders have all the very latest technology for increased productivity, product quality & reliability. These Heavy Duty Moulders are designed to provide fast cutting speeds and highest quality & accuracy. These machines are precision manufactured by our highly skilled technicians - plus Leadermac service, training, and moulding know-how is offered with each moulder. No matter what your moulding jobs call for, there is a Leadermac 4-side moulder that's right for you.

